


SETTING UP FOR SUCCESS


***DEVELOPED BY THE COMMUNICATION
SUPPORT SERVICE
JAN 2015***


Classroom management







- ✓ Rules
- ✓ Routines
- ✓ Responsibilities
- ✓ Transition points
- ✓ Timetable.

Going to Computers

Line up with a partner 

Walk in a line 

Sit on the mat in the Computer Room 

stop 	stop 
think 	look 
do 	listen 

TAKING TURNS


When I want to have my turn...


I put my hand up 


I wait quietly for my turn 


Pictorial timetable

Today is **Wednesday**


Morning Talks 


Story Writing 


Spelling 

Reading 


Recess


Maths 


P.E. 


Science 

Lunch

Relaxation 

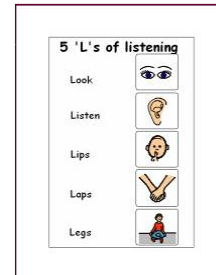
Science 

Pack Up 

Hometime 

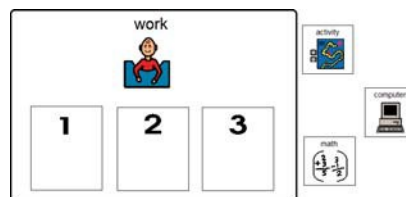

Gaining and maintaining attention

- ✓ Say the child's name before giving instructions or asking a question
- ✓ Teach the 5L's of listening
- ✓ Reduce the amount of sitting and listening time
- ✓ Include some physical activities
- ✓ Alternate writing tasks with manipulative, sensory tasks.



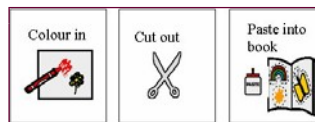
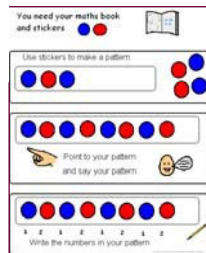
Activity schedules

- ✓ What, when and how work is to be completed
- ✓ Reduces teacher's verbal prompting
- ✓ Assists coping with change.



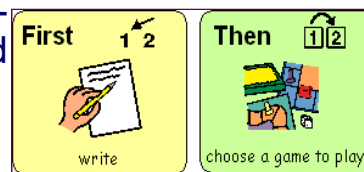
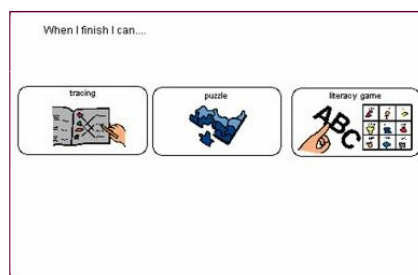
Giving directions

- ✓ Use simple language
- ✓ Pair verbal directions with writing and pictures
- ✓ Model tasks.



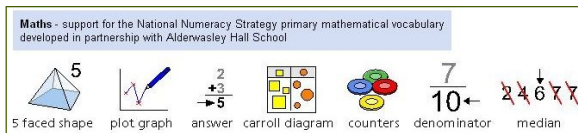
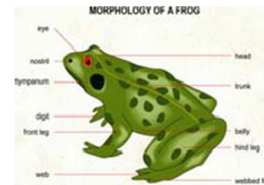
Task selection

- ✓ Visual menu of choices
- ✓ Based on student interests
- ✓ Alternate between non-preferred and preferred activities.



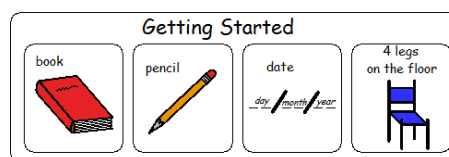
Pre-tutoring

- ✓ Expose children to topics and activities before they are introduced to the class
- ✓ Explicitly teach vocabulary related to the topic



Visual Cues

- ✓ Pictures/symbols assist comprehension
- ✓ Maintain attention to the task
- ✓ Clarify expectations
- ✓ Encourage participation.




Scaffoldingmaking language visible

- ✓ Pictorial depictions of key ideas
- ✓ Use as a teaching tool or
- ✓ For students to generate, organise and record their ideas.



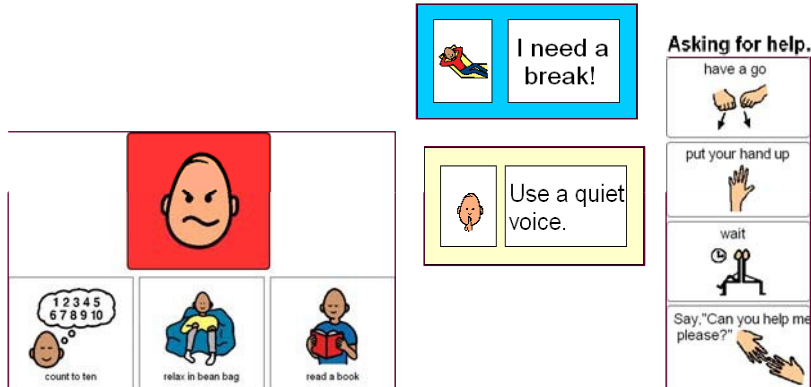
Sensory things to try

- ✓ Background music
- ✓ Fiddle toys
- ✓ Move 'n' Sit
- ✓ Heavy work
- ✓ Avoid visual clutter
- ✓ Ear plugs
- ✓ Trampoline
- ✓ Bean bags
- ✓ Exercise balls
- ✓ Weighted cushion.



Self management

- ✓ Identify feelings
- ✓ Choose appropriate behaviours



Websites

- ✓ www.autismsa.org.au
- ✓ www.suelarkey.com
- ✓ www.lindahodgdon.com
- ✓ www.autismtraining.com.au
- ✓ www.visualaidsforlearning.com/index.htm
- ✓ www.adaptedlearning.com
- ✓ www.graphicorganizers.com
- ✓ <http://K-8visual.info/>
- ✓ www.sensorytools.net